



## *Fast Facts- Accuplacer Placement Scores as a Predictor for Success in Subsequent Course*

The predictability of the Accuplacer test was examined for the Fall 2015 & 2016 and Spring 2015 & 2016. Final grades in classes were compared to the Accuplacer scores to determine if the Accuplacer test was a good predictor of success in the corresponding course. Only recent Accuplacer scores were used within the four months of taking the courses MAT 137 (see table below). Final grades of withdrawal (W) and Audit (AU) were deleted from the study. There was no way to determine if Withdrawal grades were assigned because the student was failing or that they had a life competing obligation. Final grades of or Making Progress (M) and Incomplete grades were counted as not successful and coded as 0. The entire population of students was used that met the remaining assumptions. Maturation was not considered except that only recent Accuplacer scores were used.

<b>Semester</b>	<b>Accuplacer Placement Score Used</b>
Fall 2015	4/1/2015 to 9/1/2015
Fall 2016	4/1/2016 to 9/1/2016
Spring 2015	11/1/2014 to 1/31/2015
Spring 2016	11/1/2015 to 1/31/2016

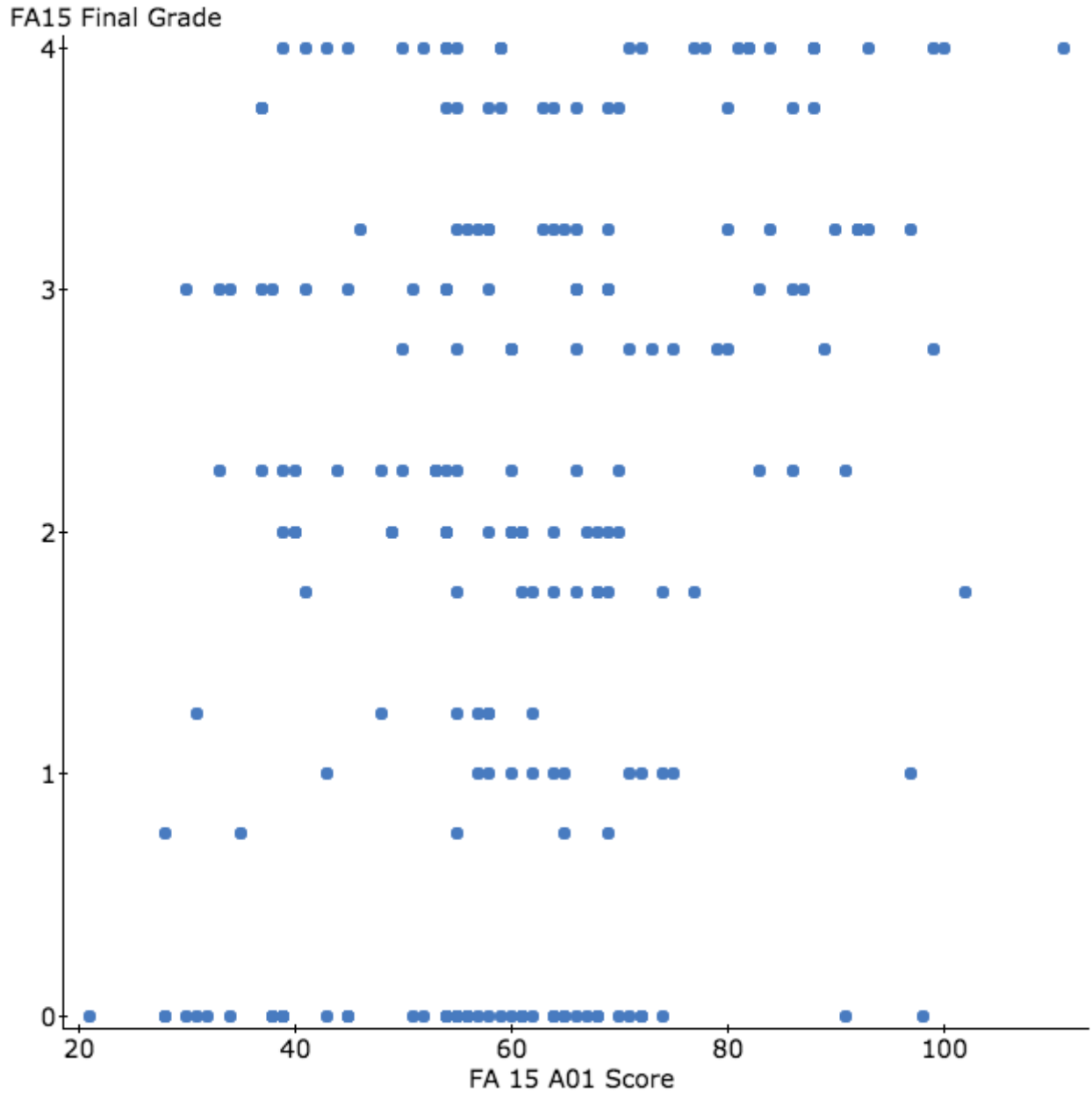
Correlation coefficients vary in the two fall and spring semesters between .21 and .36 finding very little association between the Accuplacer score and the final grade in the corresponding class of **MAT 137**. Low correlation coefficients mean very little reliability between the prediction of success in the Math 137 that was recommended. The conclusion is that there is not enough of an association to make a prediction. This concurs with the national data conducted by the Center for Community College Research at Columbia as well as the research conducted through the Board of Regents Office in Hartford for Connecticut Community Colleges.

More research is in current process in the State of Florida in the community colleges and some 4-year colleges. They have reported more success with students who choose to go into developmental or college level courses themselves.

Please see the scatterplots on the following pages.

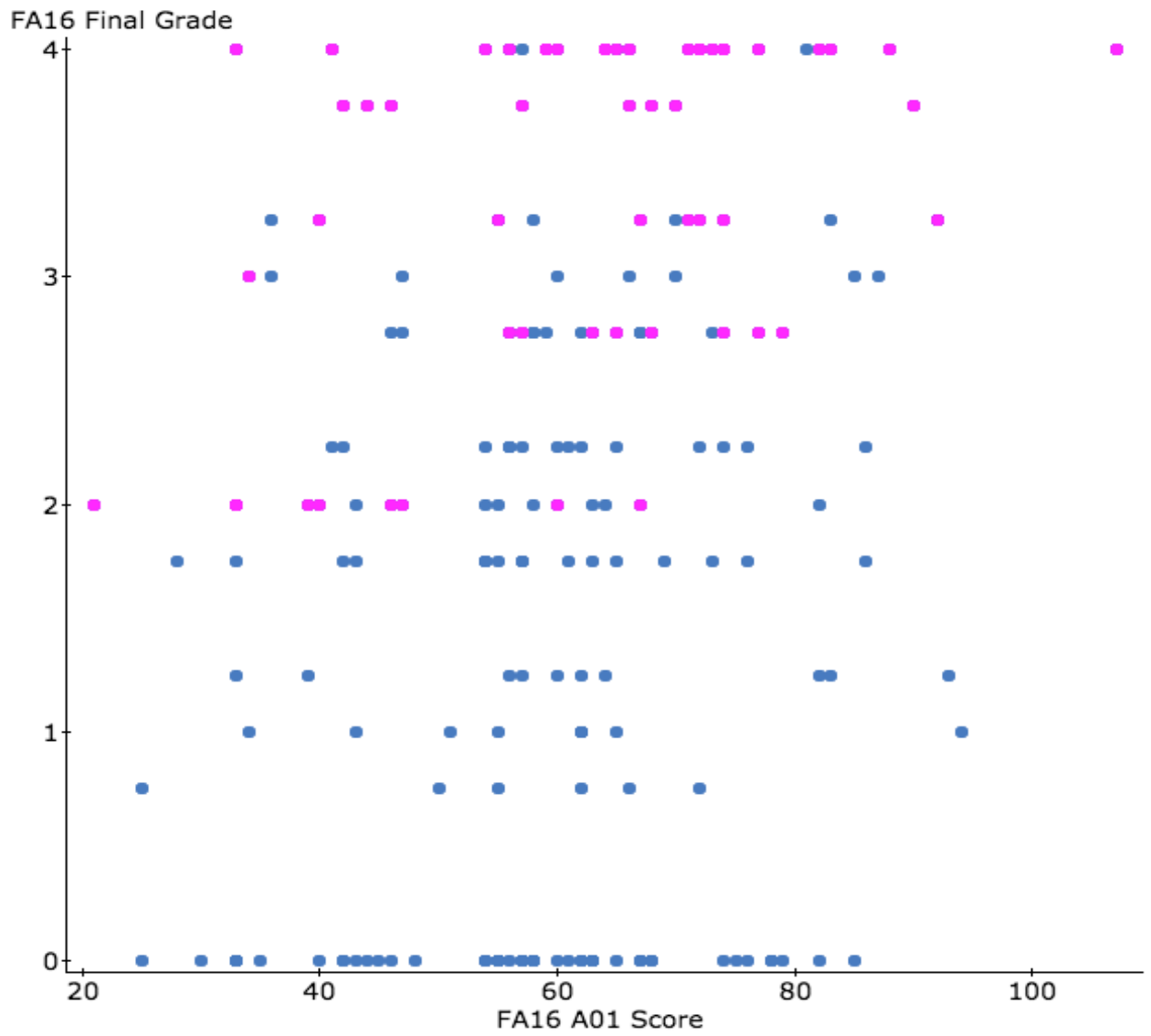
Fall 2015  
Scatterplot Accuplacer Score by Final Grade in Class

**R (correlation coefficient) = 0.27381282**



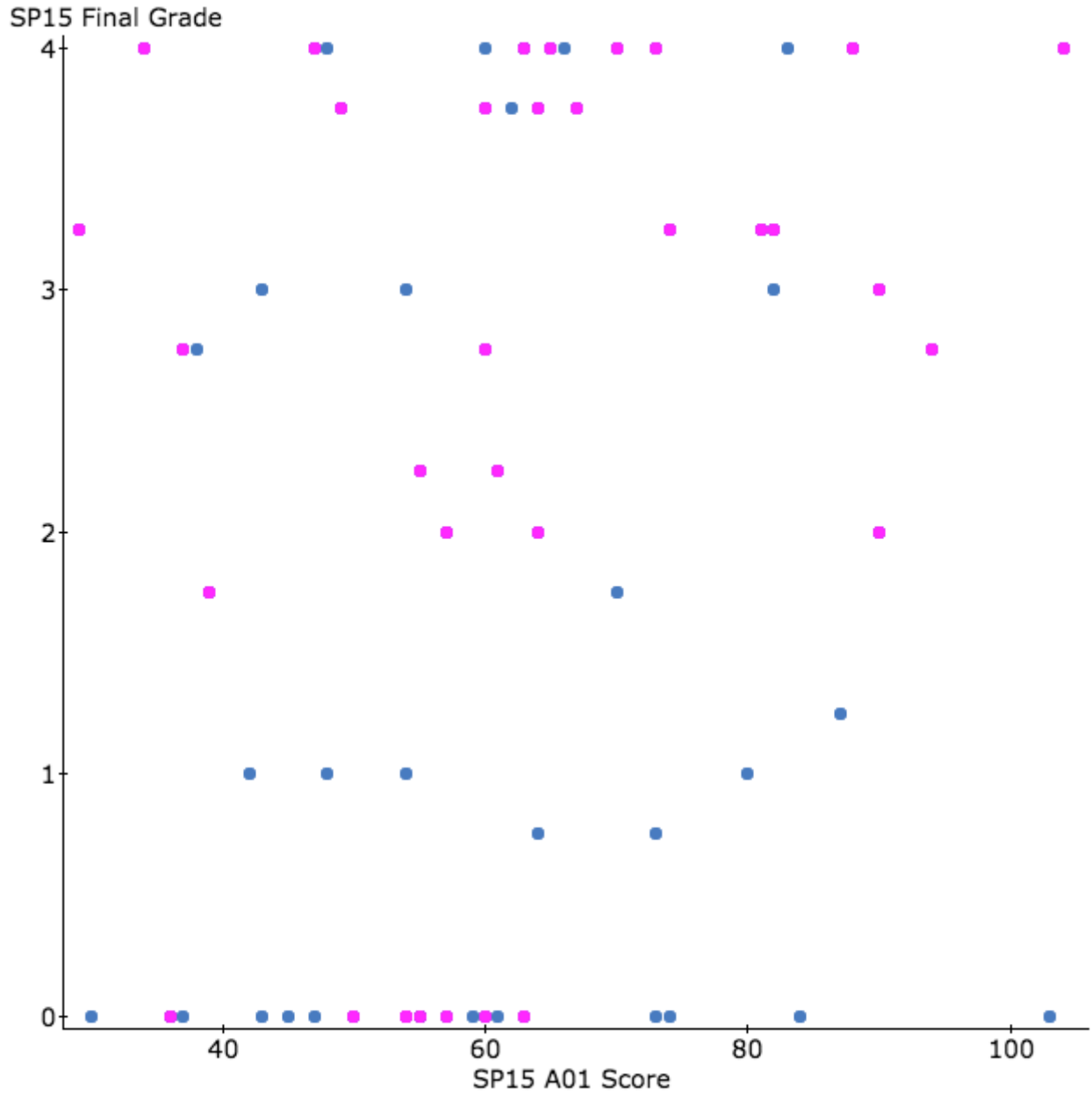
**Fall 2016**  
**Scatterplot Accuplacer Score by Final Grade in Class**

**R (correlation coefficient) = 0.21334805**



Spring 2015  
Scatterplot Accuplacer Score by Final Grade in Class

**R (correlation coefficient) = 0.20351813**



Spring 2016  
Scatterplot Accuplacer Score by Final Grade in Class

**R (correlation coefficient) = 0.36068247**

